

RHEEM® TANKLESS GAS WATER HEATERS

OFFER ENERGY-EFFICIENT HOT WATER
FOR YOUR CUSTOMER'S HOME OR BUSINESS



The new degree of comfort.®



COMMERCIAL



RESIDENTIAL

More Hot Water. Less Space.

The continuous hot water of Rheem® tankless water heaters is a great benefit for both homeowners and businesses. But the space and energy savings are what set tankless apart. And because Rheem works hard to make installation as easy as possible, today's tankless units are better than ever—for growing your business.

PRO CLUB
REWARD YOURSELF



Install Rheem. Earn points. Get cool stuff.

As a Rheem ProClub member, you can earn points for installing Rheem Tankless Gas Solutions. Look for the points callout throughout this brochure.

MyRheem.com/ProClub



IN THIS GUIDE:

Rheem Prestige® Series

High-Efficiency Tankless Gas Water Heating Solutions

Rheem Classic Plus® Series

Mid-Efficiency Tankless Gas Water Heating Solutions

Rheem Commercial Tankless Systems

Rheem Tankless Accessories



Why Rheem® Tankless Gas Solutions?



TANKLESS FEATURES

- Continuous hot water
- High energy efficiency
- Compact, space-saving design
- Self-diagnostic digital thermostat
- Precise temperature control
- No hot water storage
- Low operating costs
- High altitude installations to 10,000 ft. – some models
- Ultra low NOx emissions – all natural gas models
- Indoor and outdoor models available

TANK-TYPE FEATURES

- Low initial cost
- Low installation cost
- No electricity required – most models
- Large variety of sizes available
- High altitude installations to 10,000 ft. – some models
- Ultra low NOx emissions – some models



WHY RECIRCULATION?

By circulating hot water from the tankless unit through the home's plumbing or a dedicated return line, it can be ready at the faucet when needed. Benefits include:

- Hot water without the wait—or the waste
- On-demand or timer-based pump activation means hot water ready at the tap when you need it
- The average household can save up to 12,000 gallons of water per year¹
- Meets regional water-saving regulations



WHY CONNECTED WATER HEATERS?



Any Rheem tankless water heater from 2010 to present² can be connected to EcoNet® for smart home integrated features, including:

- Water leak detection and system shut off (indoor models only)
- Mobile alerts for notifications / maintenance reminders³
- Mobile gas and water usage reports
- Works with NEST and WINK smart home systems



¹Savings per News Bulletin released by the United States Department of Energy / Oak Ridge National Laboratory, November 2002 study on water and energy savings in residential homes using Hot Water Recirculating System. ²Excluding -RH models. ³WiFi broadband Internet connection required. Download the FREE EcoNet App from the App Store for Apple iPhone, iPad and iPod users, and Google Play for Android users to set up your EcoNet WiFi Kit; notifications are dependent upon external providers (phone carrier, cell phone, email, and installation factors, such as walls, location, etc.); Rheem cannot guarantee notifications will be received by the intended recipient.

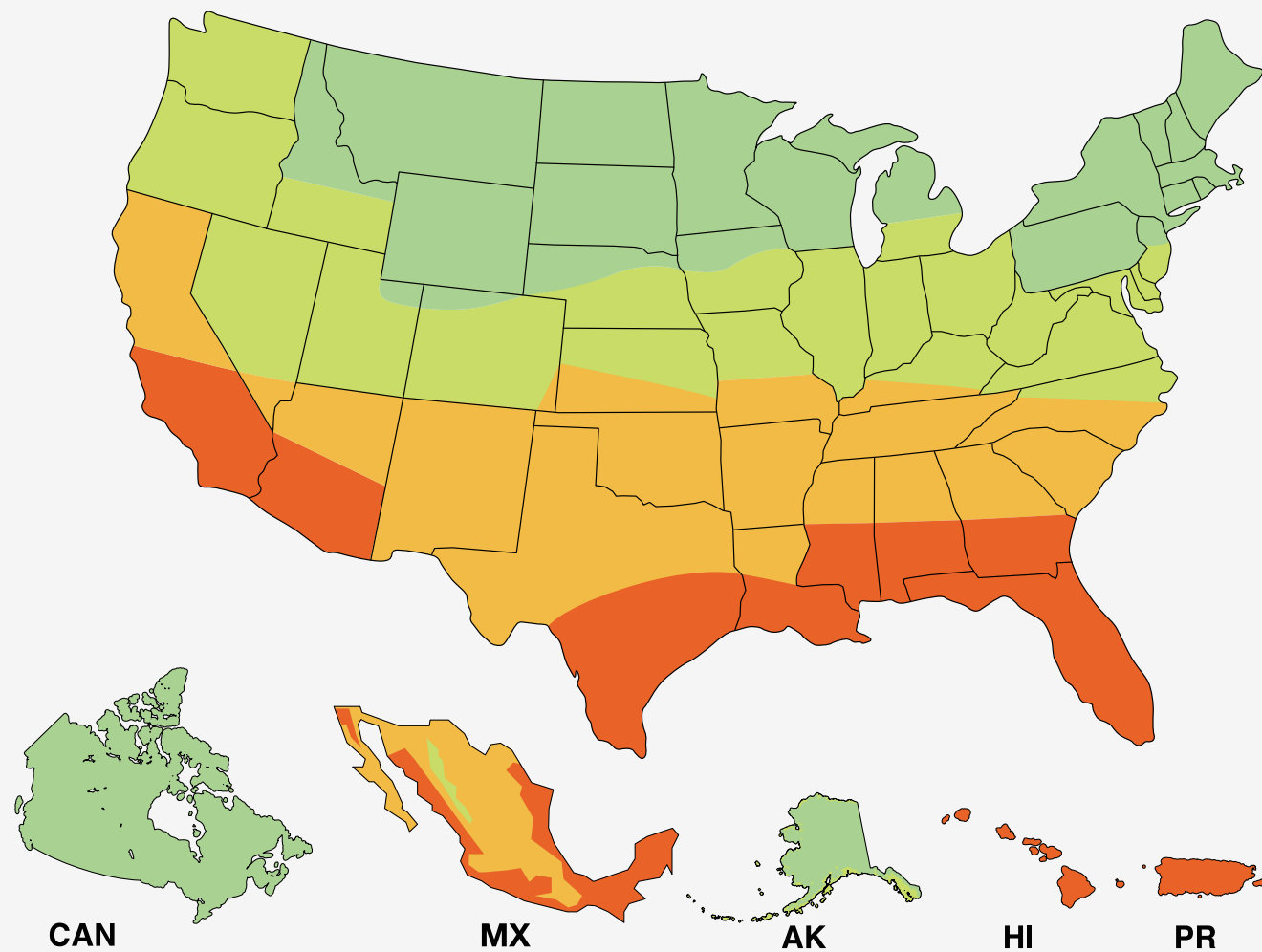
Apple and the Apple logo are trademarks of Apple Inc., registered in the U.S. and other countries. App Store is a service mark of Apple Inc., registered in the U.S. and other countries. Google Play and the Google Play logo are trademarks of Google LLC.

Selecting The Right Solution Is As Easy As 1, 2, 3

- 1 Consider customer location
- 2 Assess their hot water needs
- 3 Review inlet temperature and recommend the best model for your customer

HELP YOUR CUSTOMERS START SAVING TODAY

Learn more at Rheem.com/TanklessInnovation or ask your local distributor



Mid-Efficiency		Inlet Temperature 37-47°		Inlet Temperature 47-57°		Inlet Temperature 57-62°		Inlet Temperature 62-77°	
Models rated at:	Indoor Model #	Average GPM	Approximate Usage	Average GPM	Approximate Usage	Average GPM	Approximate Usage	Average GPM	Approximate Usage
160,000 BTU/h	RTG-70DVLN-1 RTG-70XLN-1	3.5	☼	4.0	☼☼	4.5	☼☼☼	5.5	☼☼☼☼
180,000 BTU/h	RTG-84DVLN-1 RTG-84XLN-1	3.8	☼	4.3	☼☼	5.1	☼☼☼	6.1	☼☼☼☼
199,900 BTU/h	RTG-95DVLN-1 RTG-95XLN-1	4.1	☼☼	4.7	☼☼☼	5.5	☼☼☼	6.6	☼☼☼☼

High-Efficiency		Inlet Temperature 37-47°		Inlet Temperature 47-57°		Inlet Temperature 57-62°		Inlet Temperature 62-77°	
Models rated at:	Indoor Model #	Average GPM	Approximate Usage	Average GPM	Approximate Usage	Average GPM	Approximate Usage	Average GPM	Approximate Usage
120,000 BTU/h	RTGH-68DVLN-2 RTGH-68XLN-2	3.2	☼	3.7	☼☼	4.8	☼☼☼	5.8	☼☼☼☼
157,000 BTU/h	RTGH-84DVLN-2 RTGH-84XLN-2	3.9	☼☼	4.3	☼☼☼	5.0	☼☼☼	6.0	☼☼☼☼
180,000 BTU/h	RTGH-90DVLN-2 RTGH-90XLN-2	4.5	☼☼☼	4.9	☼☼☼	5.8	☼☼☼☼	6.9	☼☼☼☼☼
199,900 BTU/h	RTGH-95DVLN-2 RTGH-95XLN-2	5.0	☼☼☼	5.5	☼☼☼☼	6.4	☼☼☼☼	7.7	☼☼☼☼☼

High-Efficiency with Built-in Recirculation		Inlet Temperature 37-47°		Inlet Temperature 47-57°		Inlet Temperature 57-62°		Inlet Temperature 62-77°	
Models rated at:	Indoor Model #	Average GPM	Approximate Usage	Average GPM	Approximate Usage	Average GPM	Approximate Usage	Average GPM	Approximate Usage
180,000 BTU/h	RTGH-RH10DVL	4.3	☼☼☼	5.0	☼☼☼	5.8	☼☼☼☼	6.9	☼☼☼☼☼
199,000 BTU/h	RTGH-RH11DVL	4.8	☼☼☼	5.5	☼☼☼☼	6.4	☼☼☼☼	7.7	☼☼☼☼☼

USAGE KEY

Faucet
Flow rate of 2.0 GPM

Shower
Flow rate of 2.5 GPM

Inlet Temperature:
The temperature of cold water before it enters your water heater.

GPM: Gallons Per Minute
Approximate Usage:
The number of faucets and / or showers this model will serve based on a temperature setting of 120°F. Flow rates vary depending on temperature of incoming cold water and water heater set temperature.

Models with DV are Indoor Direct Vent units. Models with X are Outdoor units. Replace the N (Natural Gas) in the model numbers with a P for Liquid Propane models.

NOTE: Based on simultaneous showers using a 2.5 GPM flow rate & faucets using a 2.0 GPM flow rate, both pre-mixed with cold water line to 105°F. Flow rates vary depending on temperature of incoming cold water and water heater set temperature. Number of showers and faucets vary depending on maximum flow rates of shower heads and faucets. Usage can include other appliances instead of showers and faucets.

Rheem® Prestige® Series With Built In Recirculation

High-Efficiency Tankless Gas Water Heating Solutions
Provide Instant Hot Water Without the Wait

**3,000
PROCLUB
POINTS¹**

BUILT-IN RECIRCULATION PROVIDES INSTANT HOT WATER AT THE TAP² AND REDUCES WATER WASTE

Available in indoor direct vent models (installable outdoors with outdoor conversion kit), the new Rheem Ultra-Low NOx, High-Efficiency Condensing Tankless series with built-in recirculation pump saves time on install and reduces water waste.



LOWER INSTALLATION COSTS

Installs with 2" and 3" Schedule 40 PVC venting, which is easier to work with and lower cost than stainless steel, saving money and time



BUILT-IN RECIRCULATION PUMP

Circulates hot water from the water heater and returns the cold water that would normally run down the drain back through the plumbing, allowing hot water to be ready at the tap without any cold water being wasted

INSTANT HOT WATER CAN SAVE HOMEOWNERS
UP TO 12,000 GALLONS OF WATER PER YEAR.³

¹Visit MyRheem.com/ProClub for more information. Reflects value on publication date, subject to change. ²Individual results may vary. ³Average 12,000 gallons per year savings for all Occupied Housing Units. Source: U.S. Census Bureau. ⁴Based on comparison against 50-gallon tank-type model with like fuel type. Savings based on natural gas model; Savings higher for liquid propane models.



VENT UP TO
50 FT. WITH 2"
PVC AND UP TO
100 FT. WITH
3" PVC

Energy Factor	.94 UEF
Venting Type	Vents with Schedule 40 PVC, CPVC, PP
Dimensions	28.7" H x 17.3" W x 14.8" D
Weight	85 lbs.
Warranty	Heat Exchanger: 12 Years Residential; 5 Years Commercial Parts: 5 Years Labor: 1 Year
Ultra-Low NOx	All Natural Gas Models
High Altitude	Up to 10,000 ft.
Energy Savings	Up to \$1,100⁴

Description	180,000 BTU Max.	199,000 BTU Max.
Indoor Direct Vent – Nat. Gas	RTGH-RH10DVLN	RTGH-RH11DVLN
Indoor Direct Vent – LP. Gas	RTGH-RH10DVLP	RTGH-RH11DVLP

Rheem® Prestige® Series With Built In Recirculation

High-Efficiency Tankless Gas Water Heating Solutions
Provide Instant Hot Water Without the Wait


QUICKER, EASIER INSTALLS HELP YOU
GET MORE JOBS DONE—SO YOU CAN
PUT MORE MONEY IN YOUR POCKET.

INDOOR DIRECT VENT



Recirculation Pump

BOTTOM VIEW



Hot Water Outlet

Condensate Drain

SAVE TIME

- **Vents With PVC**
Vents up to 50 ft. with 2" PVC and up to 100 ft. with 3" PVC, saving time and money
- **Common Venting**
Vent two units together for fewer wall penetrations
- **Room Air Intake**
Vent single units using room air intake for more flexible installs¹
- **Half-Inch Gas Line Compatible**
Convert homes easily from tank to tankless without the need to upgrade existing gas lines²
- **Perfect for Replacement**
With dedicated programming for installs without a return line, a crossover valve can be used to turn the existing cold water pipe into a return



INSTALL MORE

- **Instant Hot Water³**
Recirculation pump circulates hot water from the water heater through the home, keeping it ready at the tap when needed
- **Less Wasted Water**
Save up to 12,000 gal/year of water that would otherwise be wasted waiting for it to heat up⁴
- **Timer-Based Pump Activation**
Option to program pump activation at specific times of day to make sure hot water is always ready when needed
- **Auto-Learn Programming**
This setting tracks water usage over a period of time and auto-programs recirculation to meet hot water needs at peak times
- **Preheat Mode & Internal Recirculation**
Pumping water through the heat exchanger in an internal loop, the unit can maintain consistent performance and prevent cold water bursts
- **Water & Gas Leak Detection**
Will shut down the unit and provide an error code

¹For all venting installations, refer to ANSI Z223.1/NFPA 54, as well as applicable local building codes. ²Based on Rheem® testing of 1/2" gas line with gas supply of 7" w.c. up to 24'; Installation conditions vary; Consult the Rheem Use and Care Manual, the Rheem Gas Piping Facts brochure (TK-GPF-12), the National Fuel Gas Code (NFPA 54, ANSI Z223.1), and any other local gas codes when installing a Rheem Tankless Water Heater. ³Individual results may vary. ⁴Savings per News Bulletin released by the United States Department of Energy / Oak Ridge National Laboratory, November 2002 study on water and energy savings in residential homes using Hot Water Recirculating System.

NEW

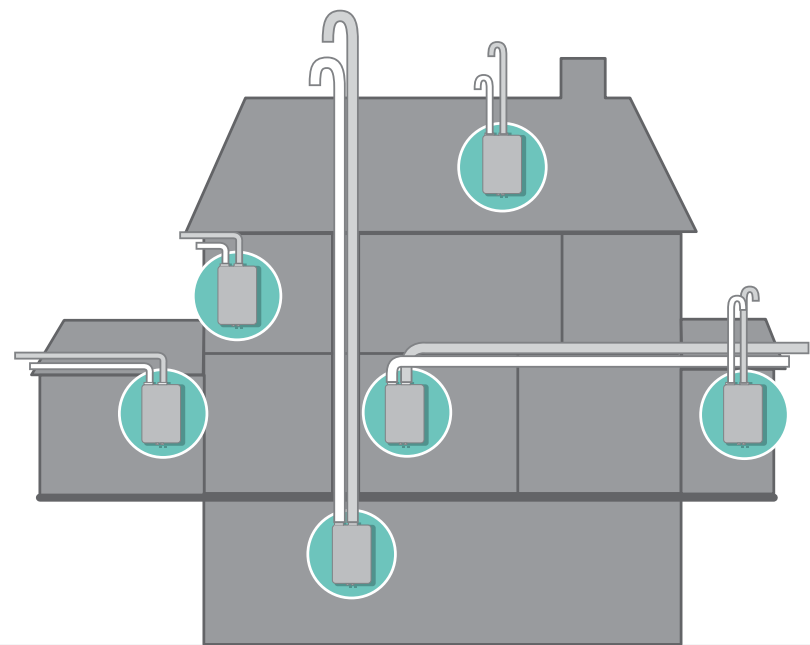
Rheem® Prestige® Series

High-Efficiency Tankless Gas Water Heating Solutions

3,000 PROCLUB POINTS¹

PERFECT FOR REPLACEMENT

Available in both indoor and outdoor models, Rheem Ultra-Low NOx, High-Efficiency Tankless solutions are loaded with features to save on installation costs, time and servicing—while saving homeowners more money, water and space.



2" PVC
Up to 60' Run
— Intake
— Exhaust

3" PVC
Up to 150' Run
— Intake
— Exhaust

VENT UP TO 150 FT. WITH 3" PVC



Energy Factor	Up to .93 UEF
Venting Type	Vents with Schedule 40 PVC
Dimensions	27-1/2" H x 18-1/2" W x 9-3/4" D
Weight	82 lbs.
Warranty	Heat Exchanger: 12 Years Residential; 5 Years Commercial Parts: 5 Years Labor: 1 Year
Ultra-Low NOx	All Natural Gas Models
Energy Savings	Up to \$1,100²

Description	120,000 BTU Max.	157,000 BTU Max.	180,000 BTU Max.	199,900 BTU Max.
Indoor – Nat. Gas	RTGH-68DVLN-2	RTGH-84DVLN-2	RTGH-90DVLN-2	RTGH-95DVLN-2
Outdoor – Nat. Gas	RTGH-68XLN-2	RTGH-84XLN-2	RTGH-90XLN-2	RTGH-95XLN-2

NOTE: Liquid Propane models also available, swap **N** for **P** in model numbers for LP.

¹Visit MyRheem.com/ProClub for more information. Reflects value on publication date, subject to change. ²Based on comparison against 50-gallon tank-type model with like fuel type. Savings based on natural gas model; Savings higher for liquid propane models.

NEW MODELS WITH ECONET® INCLUDED



Description	199,900 BTU Max.
EcoNet WiFi Included: Indoor – Nat. Gas	RTGH-95DVELN-2
EcoNet WiFi Included: Outdoor – Nat. Gas	RTGH-95XELN-2

Rheem® Prestige® Series

High-Efficiency Tankless Gas Water Heating Solutions



INDOOR DIRECT VENT



NEW FEATURES

- **2" PVC Venting up to 60 ft.**
- **3" PVC Venting up to 150 ft.**
Makes installations easier and compatible with more jobs
- **Easy Hanging Bracket (Indoor Models Only)**
Allows for quicker unit mounting
- **Pre-Wired Remote Control**
Eliminates a step and simplifies installs
- **120,000 BTU/h Model With 6.8 GPM Flow Rate**
Perfect for lower BTU-spec condo and apartment installations
- **Models With EcoNet®**
Adds leak detection¹, mobile alerts and monitoring from your phone
- **1/2" Gas Line Compatible up to 24 ft.²**
Save time by using existing gas line



THE RHEEM DIFFERENCE

- **Built-In Condensate Neutralizer Industry First!**
Safely dispose of condensate without extra installation cost and time
- **Hot-Start Programming RHEEM EXCLUSIVE**
Minimizes cold water bursts by staying in ready-fire state for back-to-back hot water needs
- **Overheat Film Wrap RHEEM EXCLUSIVE**
Safety feature prevents dangerous temperatures allowing industry-best 1/2" side-to-side clearance to combustibles
- **Water Savings Setting RHEEM EXCLUSIVE**
Can save up to 1,100 gal/year by reducing water flow at tap until set temperature is achieved (optional)
- **Low-Flow Activation Industry Leading!**
Minimum flow rate of .26 GPM and activation flow rate of .40 GPM ensures hot water in low-demand situations

¹Indoor models only. ²Based on Rheem testing of 1/2" gas line with gas supply of 7" w.c. up to 24'; Installation conditions vary; Consult the Rheem Use and Care Manual, the Rheem Gas Piping Facts brochure (TK-GPF-12), the National Fuel Gas Code (NFPA 54, ANSI Z223.1), and any other local gas codes when installing a Rheem Tankless Water Heater.

Rheem® Classic Plus® Series

Mid-Efficiency Tankless Gas Water Heating Solutions

1,500
PROCLUB
POINTS¹

ENERGY EFFICIENCY AND SAFETY FEATURES, PLUS SAVINGS ON INSTALLATION

Available in both indoor and outdoor models, our mid-efficiency solutions are not only designed to save costs and time on installation and service, but also offer smart energy savings and safety features customers love.



RECIRCULATION
SAVES UP TO
12,000
GALLONS
WATER/YEAR²



Description	160,000 BTU Max.	180,000 BTU Max.	199,900 BTU Max.
Indoor – Nat. Gas	RTG-70DVLN-1	RTG-84DVLN-1	RTG-95DVLN-1
Indoor – Nat. Gas With Recirculation Pump	–	–	RTG-RC95DVLN-1
Outdoor – Nat. Gas	RTG-70XLN-1	RTG-84XLN-1	RTG-95XLN-1

NOTE: Liquid Propane models also available, swap **N** for **P** in model numbers for LP.

MODEL WITH BUILT-IN RECIRCULATION
PUMP FOR FASTER HOT WATER AT THE TAP

¹Visit MyRheem.com/ProClub for more information. Reflects value on publication date, subject to change. ²Savings per News Bulletin released by the United States Department of Energy / Oak Ridge National Laboratory, November 2002 study on water and energy savings in residential homes using Hot Water Recirculating System. ³Based on comparison against 50-gallon tank type model with like fuel type. Savings based on natural gas model; Savings higher for liquid propane models.



Energy Factor	.82 UEF: Indoor .81 UEF: Outdoor
Venting Type	Vents with 3" x 5" stainless steel concentric vent system (sold separately)
Dimensions	25-5/8" H x 13-7/8" W x 9-7/8" D (Indoor) 23-5/8" H x 13-7/8" W x 8-7/8" D (Outdoor)
Weight	54 lbs.
Warranty	Heat Exchanger: 12 Years Residential; 5 Years Commercial Parts: 5 Years Labor: 1 Year
Ultra-Low NOx	All Natural Gas Models
Energy Savings	Up to \$800 ³

NEW MODELS WITH ECONET® INCLUDED



Description	199,900 BTU Max.
EcoNet Included: Indoor – Nat. Gas	RTG-95DVLN-1
EcoNet Included: Outdoor – Nat. Gas	RTG-95XLN-1

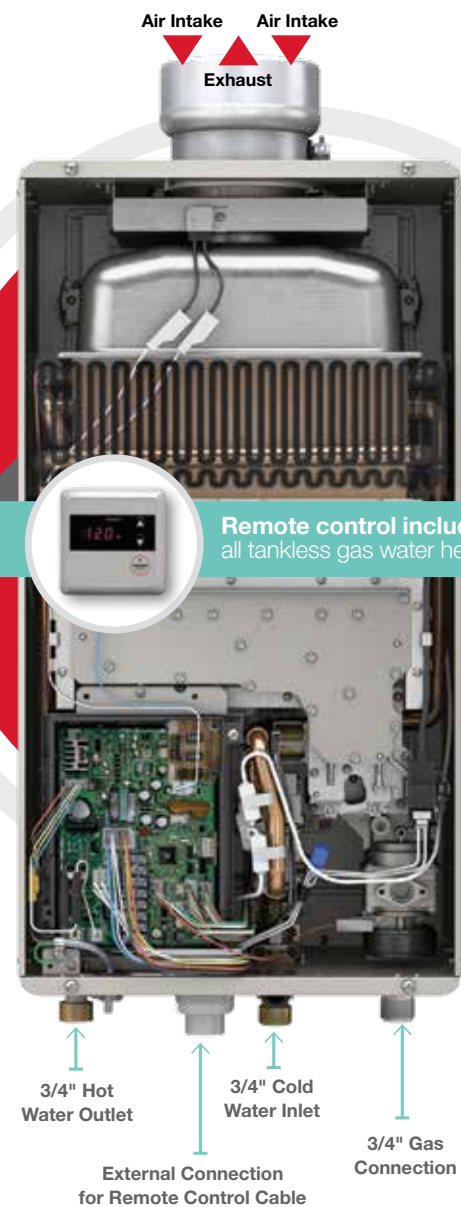
Rheem® Classic Plus® Series

Mid-Efficiency Tankless Gas Water Heating Solutions

EcoNet® Enabled – All models² from 2010 to present can work with the EcoNet mobile app with the addition of the Tankless EcoNet Accessory Kit (REWRA630TWH).



INDOOR DIRECT VENT



SAVE TIME

- **Half-Inch Gas Line Compatible up to 24 ft.¹**
Saves money and time on installation to an existing system
- **Freeze Protection Industry Best!**
Ceramic heaters on copper tubes protect from 40°F to -30°F allowing outdoor installation
- **Maintenance Notification Setting RHEEM EXCLUSIVE**
Alerts homeowners after 500 hours of use (about 1–1½ years) to call for service extending the life of the water heater (optional)
- **Easy to Service**
Access all parts of the heater with just a Phillips-head screwdriver

¹Based on Rheem testing of 1/2" gas line with gas supply of 7" w.c. up to 24'; Installation conditions vary; Consult the Rheem Use and Care Manual, the Rheem Gas Piping Facts brochure (TK-GPF-12), the National Fuel Gas Code (NFPA 54, ANSI Z223.1), and any other local gas codes when installing a Rheem Tankless Water Heater. ²Excluding the Tankless High Efficiency Gas Water Heater with Built In Recirculation.

INSTALL MORE

- **Hot-Start Programming RHEEM EXCLUSIVE**
Minimizes "cold water sandwich" effect by staying in ready-fire state for back-to-back hot water needs
- **Overheat Film Wrap RHEEM EXCLUSIVE**
Safety feature prevents dangerous temperatures allowing industry-best, side-to-side clearance to combustibles
- **Water Savings Setting RHEEM EXCLUSIVE**
Can save up to 1,100 gal/year by reducing water flow at tap until set temperature is achieved (optional)
- **Low-Flow Activation Industry Leading!**
Minimum flow rate of .26 GPM and activation flow rate of .40 GPM ensures hot water in low-demand situations
- **Six-Stage Modulating Burner**
Tight control over burner energy efficiency

OUTDOOR



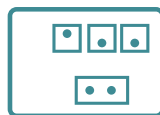
Rheem® Commercial Tankless Systems



DELIVERING ENERGY SAVINGS, FLEXIBILITY AND SUPPORT

Introducing a dedicated water heating solution for businesses with all the Rheem tankless advantages, plus:

- Thermal efficiency of up to 96%
- Built-in maximum temperature setting of 185°F
- Common venting options for indoor natural gas models
- Manifold control models for linking up to 20 units with no added accessories
- Service valves included

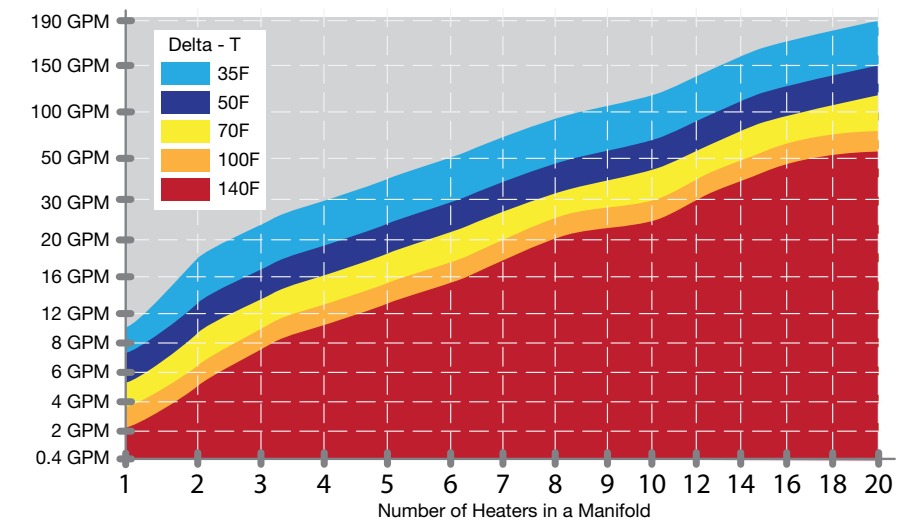


Manifold Control Ready

To create a load-sharing system, the factory-installed manifold controller allows up to 20 units to be connected—in daisy chain fashion—via an included cable. Once connected, the system is load balanced, which creates redundancy—so if one heater goes down, the business can stay up and running.



TANKLESS MULTI-UNIT FLOW RATE CURVE



Description	Commercial Tankless	Commercial Tankless With Manifold Control
Indoor – Nat. Gas	RTGH-C95DVLN	RTGH-CM95DVLN
Outdoor – Nat. Gas	RTGH-C95XLN	RTGH-CM95XLN

NOTE: Liquid propane models also available, swap **N** for **P** in model numbers for LP.

Rheem® Commercial Tankless Systems

4,000
PROCLUB POINTS¹
PER UNIT IN THE SYSTEM

THIS CUSTOM-BUILT SOLUTION ARRIVES ON THE JOBSITE FACTORY-ASSEMBLED WITH SINGLE-POINT CONNECTIONS INCLUDING:

- RTGH-CM95 Condensing Tankless Water Heaters
- Factory-installed system control manifold
- Pre-sized water and gas manifold
- Electrical wiring
- Condensate lines

CONFIGURATIONS

- Free-standing system
- Wall-mount system
- Wall-hanging system
- 2–6 tankless units per system

SYSTEM OPTIONS

- Scalable from 11,000 BTU/h to 1,199,400 BTU/h in one system
- Multiple configurations
- Options for future expansion



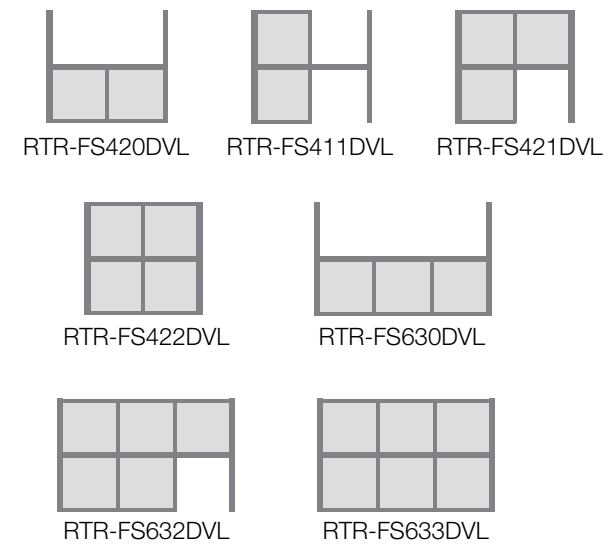
¹Visit MyRheem.com/ProClub for more information. Reflects value on publication date, subject to change.

Rheem® Commercial Tankless Systems

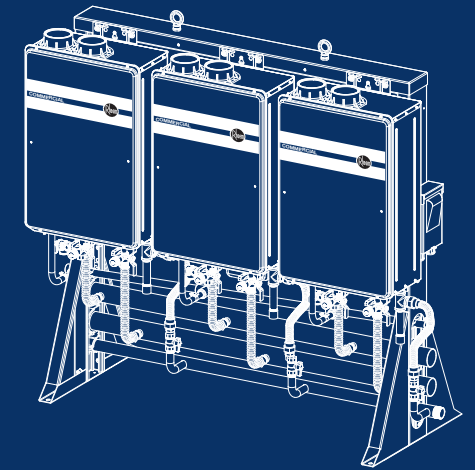
TURNKEY SOLUTIONS FOR COMMERCIAL HOT WATER

RHEEM MAKES IT EASY TO CREATE A MULTI-UNIT MANIFOLD SETUP WITH THE RHEEM COMMERCIAL TANKLESS SYSTEM.

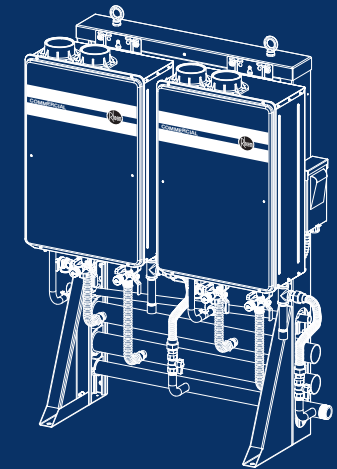
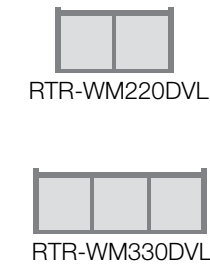
Available in free-standing, wall-mount and wall-hanging configurations, this pre-engineered system comes fully built and ready to go.



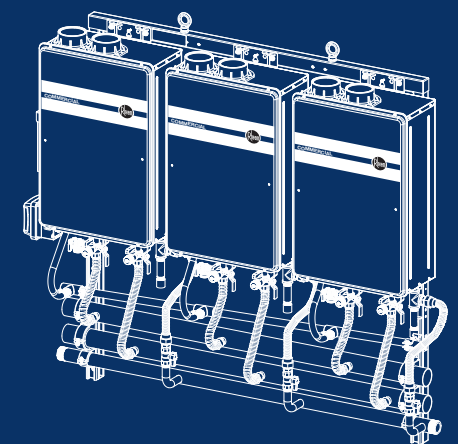
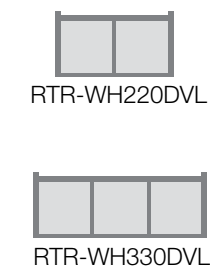
FREE-STANDING RACK SYSTEM



WALL-MOUNT SYSTEM



WALL-HANGING SYSTEM



NOTE: All model numbers on this page represent **indoor configuration**. For outdoor models, replace DV with X. For natural gas models, add N to the end of the model number, for liquid propane models, add P (LP models available for all wall-mount and wall-hanging configurations and for all outdoor free-standing configurations).

Parts & Accessories

For Use With RTG & RTGH Series (Excluding -RH Models)



SEE THE TANKLESS PARTS AND ACCESSORIES CATALOG FOR MORE OPTIONS



Cosmetic Pipe Covers

Enhance the installation of the water heater and provide protection from tampering and weather

- **RTG20227** – Fits RTGH DV or X Series
- **RTG20217DVG** – Fits RTG DV Series
- **RTG20217XG** – Fits RTG X Series



Outdoor Recess Box

Mount an outdoor unit into the wall, flush with the outside of the home

- **RTG20226** – Fits RTGH X Series
- **RTG20218** – Fits RTG X Series
- **RTG20253** – For Stucco—Fits RTGH X Series



Drain Pan

For use under an indoor, wall-mounted tankless water heater to protect floors from potential water damage in the event of a leak

- **PD108505** – Stainless Steel
Dimensions 16-1/8" H, 21-1/2" W, 13-1/4" D



Recirculation Pump Kit – Timer-Based

- **AP17920** – Kit contains: (1) Taco Genie® 0015 recirculation pump with internal check valve, (2) Stainless steel flanges and flange gaskets, (4) 7/16" – 14 Bolts



Recirculation Pump Kit – On Demand

- **AP18403** – On-demand pump kit – standard
- **AP18537** – On-demand pump kit – under sink



ECONET SMART HOME

EcoNet® WiFi Kit

Provides remote access to tankless unit from mobile app

- **REWRA630TWH** – EcoNet Translator and WiFi Kit for tankless water heaters

CONNECTING MULTIPLE UNITS

EZ-Link™ Cable

Connect two tankless water heaters to operate as a single unit

- **RTG20040** – 6-ft. cable with connectors and support clamps



MIC-6 Manifold Controller System

Kit mounts inside a single tankless unit and connects to up to 5 additional units for a total of 6

- **RTG20213A** – Includes (1) 1-ft. control cable and (1) 6-ft. control cable



MIC-180/185 Manifold Controller System

- **RTG20126A** – Manifold and control up to 6 tankless models. Includes installation cabinet for indoor or outdoor applications



MICS-180 Manifold Controller Expansion Card

- **RTG20126B** – Add on to the MIC-185 to expand up to 20 unit systems. Mounts inside MIC-185 cabinet. Includes cables to connect to the MIC-185 board.



Manifold Control Cables (Type K)

One cable required for each tankless unit connected to the MIC 180

- **RTG20126C** – Cable – MIC-K-16, 16-ft. control cable



Parts & Accessories

For Use With RTG & RTGH Series

For more information,
visit RheemParts.com.

PARTS AND ACCESSORIES FOR USE WITH ANY TANKLESS MODEL

FOR USE WITH RTG-RC MODELS WITH BUILT-IN RECIRCULATION



Push Button

Wired push button for on-demand activation of recirculation pump

- SP20863



Remote Receiver and Transmitter Kit

Wireless remote transmitter kit for on-demand activation of recirculation pump

- SP20861



Motion Sensor Kit

Motion sensor kit for on-demand activation of recirculation pump

- SP20862

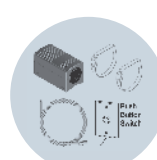
FOR USE WITH RTGH-RH MODELS WITH BUILT-IN RECIRCULATION



Condensate Neutralizer

For safe disposal of condensate (check your local plumbing codes)


- SP12151



On-Demand Activation Accessory

Converts timer-based pump to on-demand activation, with included push button

- SP20941
- SP20863 (Additional push button)



Quick Connect Cable

For 2-unit manifolding

- SP20892



Outdoor Conversion Kit

Converts indoor models for outdoor installations

- RTGH-RHX



AllClear™ Water Treatment System

Combat hard water and scale build up

- RTG20251 – AllClear Water Treatment System
- RTG20252 – Replacement Cartridge



Flush Kit

Connects to the service valves for an easy way to de-scale tankless water heaters

- RTG20124 – Includes pump, hoses and 5-gallon bucket



Webstone®-Brand Service Valves

Enable easy isolation of the pump for annual maintenance

- RTG20220AB – Clean Brass for Low Lead Code – Includes cold and hot water set and pressure relief valve



Crossover Valve

Converts cold water line into recirculation return for use with built-in recirculation models or accessory pumps

- RTG20285

PROTECH®

PROTECH® Service & Parts Kit

These kits, designed with the contractor in mind, provide all the basic parts necessary for a complete repair of a Rheem® tankless gas water heater.

- PROTECH PD966349 Mid-Efficiency Direct Vent Models
- PROTECH PD966350 Mid-Efficiency Outdoor Models
- PROTECH PD966351 Condensing -1 Models (Excluding -RH models)
- PROTECH PD966376 Condensing models with built-in recirculation (-RH models)



Tankless Venting

Complete Your Installation With Rheem® Venting Components And Accessories



Venting for Mid-Efficiency Tankless RTG Series

Stainless Steel Vent System | 3" x 5" Concentric Category III Metal Fab



Horizontal Vent Kit

Low-profile cone design for concentric direct vent systems. Includes 90° elbow, short, low-profile termination and installation screws.

- RTG20231-1 – Up to 6" walls
- RTG20234-1 – Up to 8" walls



Economy Vent Kit

- RTG20210 – Up to 10" walls



Vertical Termination Kit

Concentric direct vent systems. Stainless steel and galvanized construction. Includes vertical termination cap, storm collar, 6–12 pitch roof flashing and installation screws. Vent pipe not included.

- RTG20211 – Vertical Vent Kit

Additional venting and accessories are available. See Catalog for details.

Stainless Steel Metal Fab Venting Components and Accessories



90° Elbow

8.1" rise – 8.1" run

- RTG20151A-1



45° Elbow

8.6" rise – 3" run

- RTG20151B-1



Wall Hanger

2-point pivot mounting

- RTG20151H



Wall Thimble

17" wide for up to 6" deep walls, with drywall and stucco rings, ideal for new construction

- RTG20151Z



6" Vent Length

5.66" overall length

- RTG20151W

24" Vent Length

23.66" overall length

- RTG20151C-1

12" Vent Length

11.66" overall length

- RTG20151R

36" Vent Length

35.66" overall length

- RTG20151D-1

Venting for Condensing Tankless RTGH Series

PVC Termination Kits | Allow for an aesthetic and easy installation



Horizontal or Vertical Concentric Termination

Combines a two-pipe concentric vent system to a single penetration through the wall or roof. Designed for two-pipe direct vent, fits PVC or CPVC venting. Installed dimensions: 39"H x 7-1/4"D.

- SP20245 – For 3" PVC Venting
- SP20897 – For 2" PVC (Coming Soon)

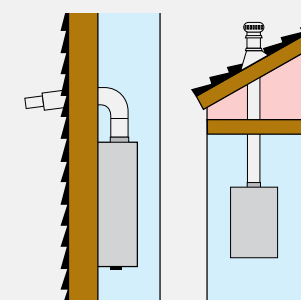


Horizontal Vent Termination

Low-profile design for two-pipe direct vent, fits PVC or CPVC venting. Installed dimensions: 11-3/4"W x 8"W x 2-1/2"D.

- SP20286 – For 3" PVC Venting
- SP20285 – For 2" PVC Venting

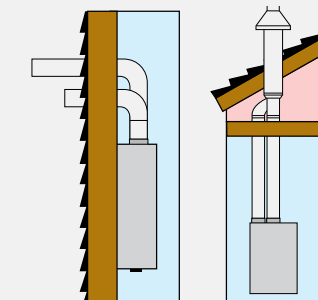
3" x 5" CONCENTRIC VENT SYSTEM



INDOOR
Horizontal vent termination

INDOOR
Vertical vent termination

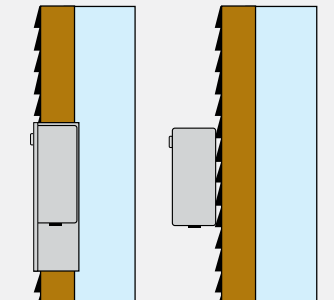
PVC VENT SYSTEM



INDOOR
Horizontal vent termination

INDOOR
Vertical vent termination

OUTDOOR



OUTDOOR*
Recess box installation

OUTDOOR*
installation

Venting details, including clearances, instructions and diagrams can be found in the "Use & Care Manual" of Rheem indoor tankless water heaters.

**Outdoor units do not require venting materials.*

Rheem® Commercial Tankless Common Venting


For more information, visit Rheem.com/Commercial-Tankless.

DELIVERING ENERGY SAVINGS, FLEXIBILITY AND SUPPORT

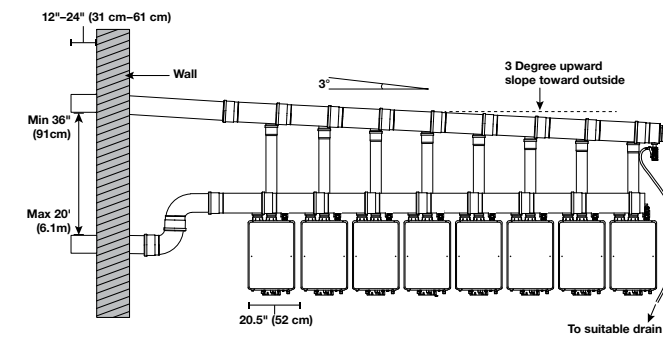
Header kits include all required venting pieces to connect multiple units. Additional vent run accessories are required to complete installation. Common venting header kits are available for inline or back to back installations, direct vent or room air intake options, using 6", 8" and 10" trunk diameters.

Vent Run Accessories

Image No.	Part Description	6"	8"	10"
1	Air Intake Branch Tee	SP20918AD	SP20918L	SP20918AE
2	87° Elbow	SP20918BE	SP20918M	SP20918BM
3	45° Elbow	SP20918BF	SP20918N	SP20918BN
4	Straight Pipe, 1'	SP20918BG	SP20918P	SP20918BP
5	Straight Pipe, 2'	SP20918BH	SP20918R	SP20918BR
6	Straight Pipe, 3'	SP20918BJ	SP20918S	SP20918BS
7	Straight Pipe, 6'	SP20918BK	SP20918T	SP20918BT
8	90° Elbow Vertical Support	SP20918BL	SP20918U	SP20918BU
9	Bird Screen SS	SP20918AY	SP20918V	SP20918AZ
10	Tee Termination	SP20918BA	SP20918W	SP20918BB
11	Support Clamp	SP20918AW	SP20918AA	SP20918AX
12	Centrocerin Lubricant	SP20918H	SP20918H	SP20918H

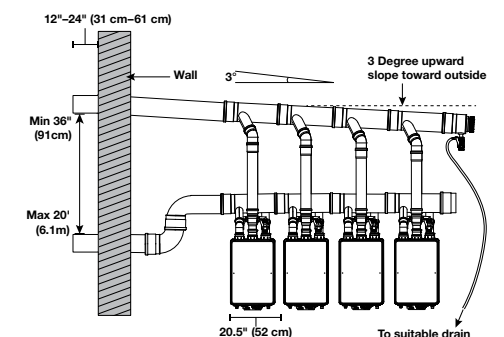


Inline Header Kits



Trunk Diameter	Number of Units	Direct Vent Part No.	Room Air Part No.
6"	2	SP20906A	SP20907A
	3	SP20906B	SP20907B
	4	SP20906C	SP20907C
8"	2	SP20908A	SP20909A
	3	SP20908B	SP20909B
	4	SP20908C	SP20909C
	5	SP20908D	SP20909D
	6	SP20908E	SP20909E
	7	SP20908F	SP20909F
	8	SP20908G	SP20909G
	10"	2	SP20910A
3	SP20910B	SP20911B	
4	SP20910C	SP20911C	
5	SP20910D	SP20911D	
6	SP20910E	SP20911E	
7	SP20910F	SP20911F	
8	SP20910G	SP20911G	
9	SP20910H	SP20911H	
10	SP20910J	SP20911J	

Back-to-Back Header Kits



Trunk Diameter	Number of Units	Direct Vent Part No.	Room Air Part No.
6"	2	SP20912A	SP20913A
	3	SP20912B	SP20913B
	4	SP20912C	SP20913C
8"	2	SP20914A	SP20915A
	3	SP20914B	SP20915B
	4	SP20914C	SP20915C
	5	SP20914D	SP20915D
	6	SP20914E	SP20915E
	7	SP20914F	SP20915F
	8	SP20914G	SP20915G
	10"	2	SP20916A
3	SP20916B	SP20917B	
4	SP20916C	SP20917C	
5	SP20916D	SP20917D	
6	SP20916E	SP20917E	
7	SP20916F	SP20917F	
8	SP20916G	SP20917G	

NOTE: Diagrams illustrate direct vent and horizontal exhaust. Room air intake and vertical exhaust configuration also available, but not pictured.

Financing & Support



INCREASE SALES WITH CONVENIENT CREDIT OPTIONS

The Rheem® *KwikComfort*® Financing suite of programs is designed to do one thing: help you increase sales by making it even easier for your customers to get their new Rheem Water Heating system. It includes features and benefits that will appeal to you and your customers. Three different *KwikComfort* Financing programs are available:



Residential KwikComfort Financing—via Synchrony Bank—helps homeowners purchase Rheem equipment on a budget-friendly payment plan—which allows you to increase sales, sell larger projects, broaden your customer base and create repeat business. Plus, Rheem and Synchrony offer:

- Training for selling based on customer needs
- Instant online application and a convenient payment estimator tool
- Reporting tools to track applications and billing, making financing easy



Residential KwikComfort Second Look Financing—via Fortiva™ Retail Credit—lets you offer financing to credit-challenged homeowners turned down by a primary lender. So, more customers can purchase Rheem products—plus, pay for additional repairs, product upgrades and services, helping you:

- Increase sales opportunities
- Sell larger purchases and upgrades
- Attract customers and create repeat business



Commercial KwikComfort Financing—via Fernwood Capital™ & Leasing—provides financing options for business owners and national accounts, so you can:

- Increase sales with more affordable equipment
- Improve rate of repeat business
- Receive faster payment to your company
- Increase profits by selling monthly payments, not total cost



CONTACT US

Customer Service, Warranty, Parts.....	800.621.5622
Plumbing Support Team.....	866.339.2388
EcoNet® Technical Support.....	800.255.2388
Tankless Support.....	866.720.2076
Technical Service.....	800.HEATER3 (800.432.8373)


Visit us online at Rheem.com/TanklessInnovation or see your local distributor.

All Rheem Tankless Water Heaters meet or exceed ANSI requirements and have been tested according to D.O.E. procedures. Units meet or exceed the energy efficiency requirements of NAECA, ASHRAE, standard 90, ICC Code and all state energy efficiency performance criteria. All units meet or exceed SCAQMD rule 1146.2 for California Emission Requirements.

In keeping with its policy of continuous progress and product improvement, Rheem reserves the right to make changes without notice.



Download the Rheem App for product information, registration, parts and more!





Rheem Water Heating
1115 Northmeadow Parkway, Suite 100
Roswell, Georgia 30076

The new degree of comfort.®

Rheem.com

Printed in U.S.A. 06/18 WP 101-66-10 Rev. 22